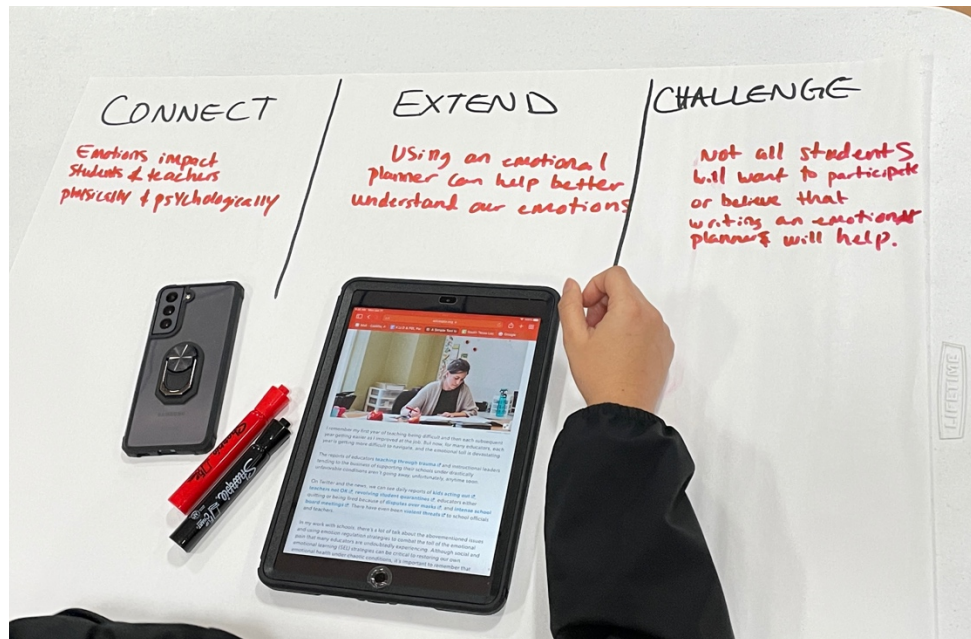





Connect, Extend, Challenge Example

Step 1: Introduce Article and Template



<h1>Connect - Extend - Challenge</h1>		
 CONNECT How are the ideas and information presented connected to what I already know?	 EXTEND What new ideas did you get that extended or broadened your thinking in new directions?	 CHALLENGE What challenges or puzzles have come up in your mind from the ideas and information presented?

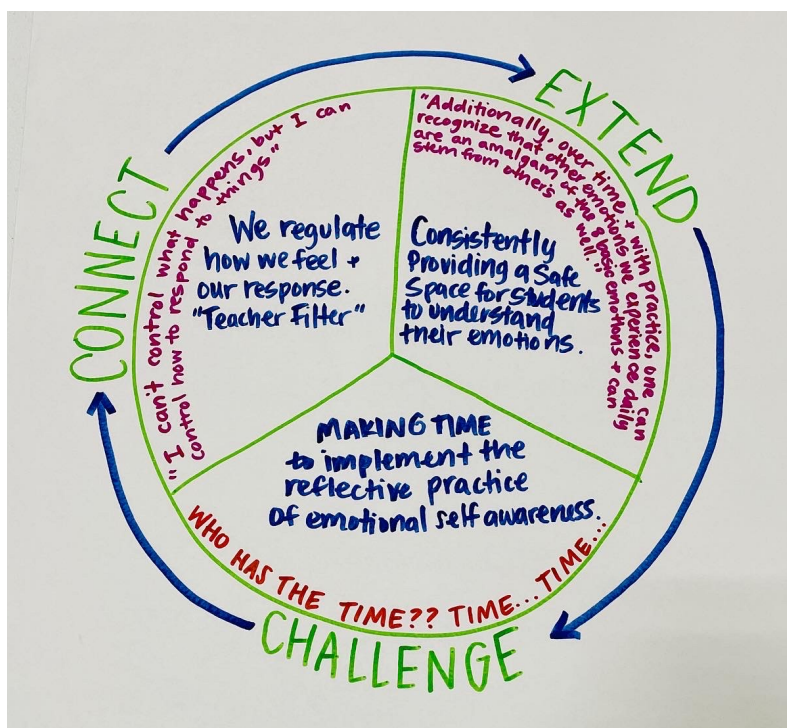
Adapted by Alice Vigors 2017

Connect, Extend, Challenge Example

Step 2: Learners Create Graphic Organizer to Capture their Ideas and Reflections

Connect what I already know	Extend what new ideas did I get	Challenge what challenges come up from these ideas
<ul style="list-style-type: none"> - neglecting emotions - emotional pain - teachers & other professionals are quitting/retiring early - no one is immune to emotional effect 	<ul style="list-style-type: none"> - We are learning we can not control what happens but we can control & learn more on how to respond. - Have student write their feelings - Have students draw pics of their feeling - engage in exercises - practice self reflection 	<ul style="list-style-type: none"> - to get students to trust - make more time to focus on student and their needs rather than lesson of the day. - reinforce self safety. - ID strategies & know when to apply them. - pay more attention to the situation & triggers

Harani V.
Martha G.



Connect, Extend, Challenge Example

Step 3: Share-out and Debrief

