


Welcome to Science!!!

May 15, 2012

A Day

Unit Project Planet Research



Homework : Planet Riddles Handout
(due Friday)

Learning Goal: I will understand the physical characteristics of my planet using the element of art: VALUE through the use of tempera paints.

Vocabulary:

Rotation

Revolution

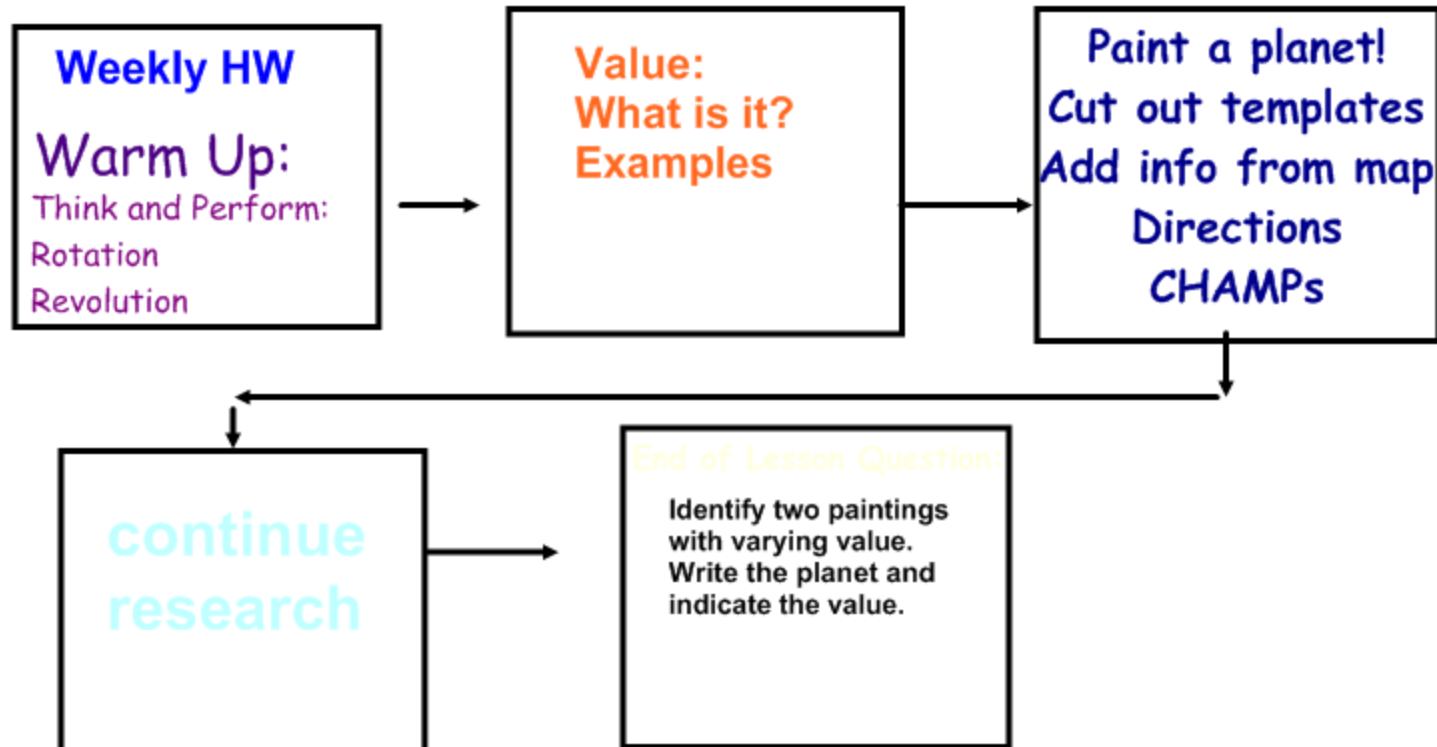

Value



Copyright © 2012. Wiley H. Bates Middle School, Annapolis, MD. Used with permission. For more information go to: edutopia.org/stw-arts-integration-downloads

Brought to you by
edutopia.

Agenda
5/15/12
OUR PLACE IN SPACE



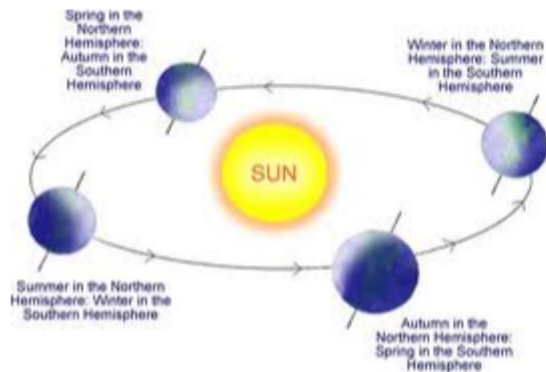
Warm Up:

Think and perform.

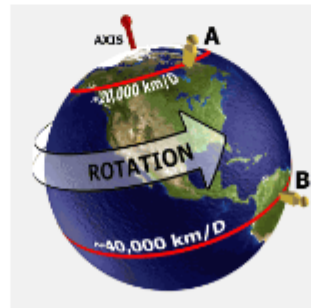
Use a few silent minutes to think about the two terms below.

How could you use "body movement" to illustrate what these words mean?


1. Revolution



2. Rotation



VALUE



The appearance of lights and darks found in a work of art. These range from black to white with numerous shades of gray in between.

- Value describes the brightness of color. Shows a gradual change.
- Value is found to be important in works of art even when color is absent in such works as drawings and photographs.
- Value is important because it helps artists show space, depth, and distance.
- Value is needed to express volume.





Copyright © 2012. Wiley H. Bates Middle School, Annapolis, MD. Used with permission. For more information go to: edutopia.org/stw-arts-integration-downloads

Brought to you by
edutopia.

Painting your Planet

Before you begin, Brainstorm with your group members how you are going to paint your planet using tempera to illustrate the element of art: Value

Each group member will paint their own planets. Be sure that you have all of your researched information on the back of your planet.

CHAMPS: Painting with Tempera

C = level 2 = conversation

H = Raise a silent hand and wait to be called on

A = You are going to paint your planet using tempera to illustrate you planets characteristics through the element of art: Value

M = remain with your group at your work station unless asked by your teacher

P = Actively working on your painting while following directions while keeping your area clean.




*First, choose 3-4 colors that realistically represent your planet visually.

* Decide who is going to create a darker value and who will create lighter values within your group.

*Apply it to your paper. **BUT DO NOT DIP THE BRUSH INTO ANOTHER COLOR!**

*Be sure to remove **ALL** of the previous color before applying a new color! You do not want to mix colors in the palette!



END OF LESSON QUESTION

End of Lesson Question:

**Identify two paintings
with varying value.
Write the planet and
indicate the value.**



Copyright © 2012. Wiley H. Bates Middle School, Annapolis, MD. Used with permission. For more information go to: edutopia.org/stw-arts-integration-downloads

Brought to you by

edutopia.